



Temporary Immovable Obstructions (MLR F-23)

with explanatory diagrams
and additional guidance



ROLEX

PROUD SUPPORTER OF
THE GAME OF GOLF

Note: All relief diagrams show reference points and relief areas for a right-handed player.

Version: October 2023

Temporary Immovable Obstructions

Purpose: When obstructions are temporarily placed on or next to the course, the Committee should specify whether they are movable obstructions (see Rule 15.2), immovable obstructions (see Rule 16.1) or temporary immovable obstructions (“TIOs”).

TIOs (such as a grandstand or a tent) are not normally present and are not considered to be part of the challenge of playing the course. Because of their temporary nature, this Local Rule provides an additional relief option that is not allowed from immovable obstructions, although the player can still choose to treat the TIO as if it were an immovable obstruction and use the relief procedures available in Rule 16.

The additional relief provided by this Local Rule includes the ability for a player to take relief when the TIO is located on the straight line between their ball and the hole (known as “line of sight relief”) by moving sideways, keeping the same distance from the hole, so that the TIO is no longer between the player’s ball and the hole (also known as moving along the “equidistant arc”).

When a player takes relief from a TIO, whether under this Local Rule or the relief procedures in Rule 16, the player is guaranteed complete relief from physical interference. But only when relief is taken using the additional relief option under this Local Rule will the player normally be guaranteed complete relief from line of sight interference from the TIO.

Model Local Rule F-23

“Definition of TIO: A temporary *immovable obstruction* (TIO) is a structure that is temporarily placed on or next to the *course*, usually for a particular competition, and is fixed or does not meet the definition of movable obstruction.

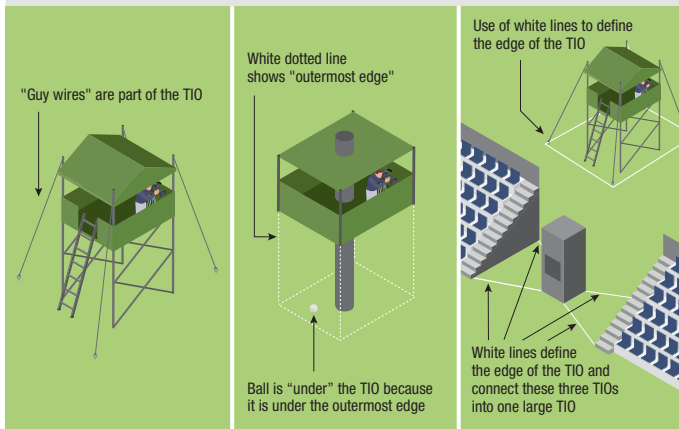
Examples of TIOs are temporary tents, scoreboards, grandstands, television towers and toilets.

TIOs include any supporting guy wires connected to them, except when the Committee decides the supporting guy wires are to be treated as *immovable obstructions* or as temporary elevated lines or cables using Model Local Rule F-22.

The outermost edge of the TIO is used in determining whether a ball is under the TIO or whether the TIO is on the player's line of sight between the ball and the *hole*.

Lines or stakes may be used to define the edges of a TIO or to connect multiple TIOs into a single, larger TIO.

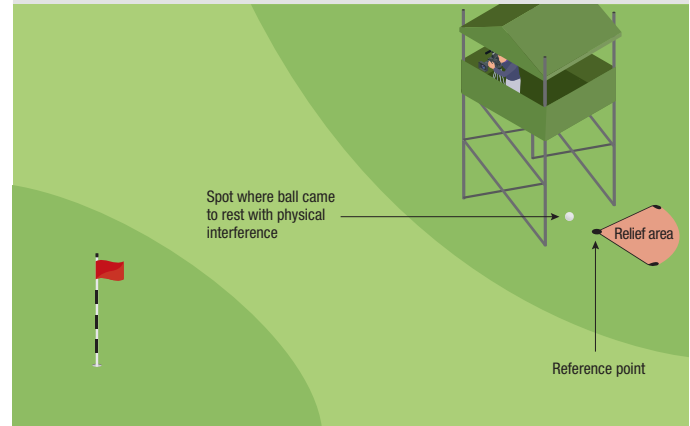
DIAGRAM 1: DEFINITIONS



A TIO is different from an *immovable obstruction* and this Local Rule provides additional relief from interference by a TIO. This means that the player can choose to take relief by using either:

- The procedure for taking relief from an *abnormal course condition* in Rule 16.1 as if the TIO were an *immovable obstruction* (this relief is also available when the ball lies in a *penalty area* or when the TIO is *out of bounds*), or
- The additional relief option available under this Local Rule.

DIAGRAM 2: USING RULE 16 RELIEF PROCEDURE



Free relief available into this relief area using the procedures in Rule 16 as if the TIO were an immovable obstruction.

a. When Relief Is Allowed

Relief from a TIO is normally allowed when there is physical interference or line of sight interference from the TIO.

Interference under this Local Rule means that the player has:

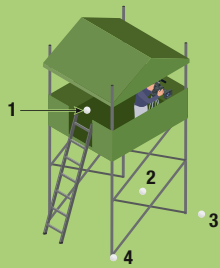
- Physical interference,
- Line of sight interference, or
- Both physical and line of sight interference.

(1) Meaning of Physical Interference by Temporary Immovable Obstruction. Physical interference exists when:

- The player's ball touches or lies in or on a TIO, or
- The TIO interferes with the player's area of intended *stance* or area of intended swing.

DIAGRAM 3: THE TWO TYPES OF TIO INTERFERENCE – PHYSICAL INTERFERENCE

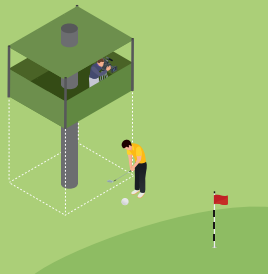
Physical Interference



- 1 Ball is “on” the TIO
- 2 Ball is “in” the TIO
- 3 Ball so close to the TIO that it interferes with stance or swing
- 4 Ball is “touching” the TIO.

Note: The description given to each ball in the left diagram is not exhaustive. For example, ball 1 is also “in” the TIO and some balls may have line of sight interference.

Ball near TIO; no physical interference

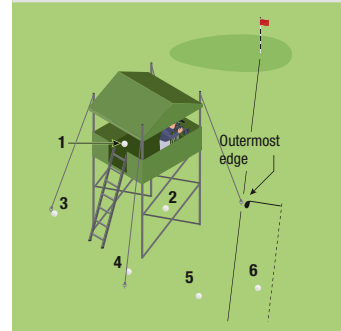


Even though the player is swinging through the outermost edge, they have no physical interference.

(2) **Meaning of Line of Sight Interference by Temporary Immovable Obstruction.** Line of sight interference exists when:

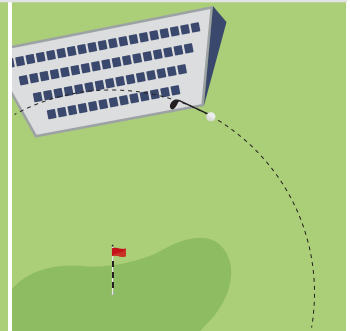
- The player’s ball touches or lies in, on or under a TIO, or
- The TIO is on the player’s line of sight to the *hole* (that is, the TIO is located on the straight line between the ball and the *hole*), or
- The ball is within one *club-length*, measured on an equidistant arc from the *hole*, of a spot where the TIO would be on the player’s direct line of sight to the *hole* (this one *club-length* wide area is commonly referred to as the “corridor”).

DIAGRAM 4: THE TWO TYPES OF TIO INTERFERENCE – LINE OF SIGHT INTERFERENCE



- 1 Ball is “on” the TIO
- 2 Ball is “in” the TIO
- 3 Ball is “touching” the TIO
- 4 Ball is directly under the guy wire, so it is “under” the TIO
- 5 TIO is between the ball and the hole
- 6 Ball in “corridor”

Note: The description given to each ball in the left hand diagram is not exhaustive. For example, ball 2 in the left diagram is also “under” the TIO and some balls may have physical interference.



The ball is within one club-length of the TIO when measured on the equidistant arc (which means it is in “the corridor”) and so the player has line of sight interference.

(3) **When No Relief Is Available Despite Having Interference.** If the ball touches or is in or on the TIO, relief is always available.

But when the ball neither touches nor is in or on the TIO, there is no relief under this Local Rule if any of the following applies:

- From either physical interference or line of sight interference:
 - » There is no relief when playing the ball as it lies would be clearly unreasonable because of something from which the player is not allowed to take free relief (such as when the player is unable to make a *stroke* because of where the ball lies in a bush outside the TIO), and

- » There is no relief when interference exists only because the player chooses a club, type of *stance* or swing or direction of play that is clearly unreasonable under the circumstances; and
- From line of sight interference:
 - » There is no relief when it is clearly unreasonable for a player to play the ball far enough that the ball will reach the TIO, and
 - » There is no relief when the player cannot show that there is a *stroke* that they could reasonably make that would both (a) have the TIO (including the corridor) on the line of that *stroke*, and (b) result in the ball finishing on a direct line to the *hole*.

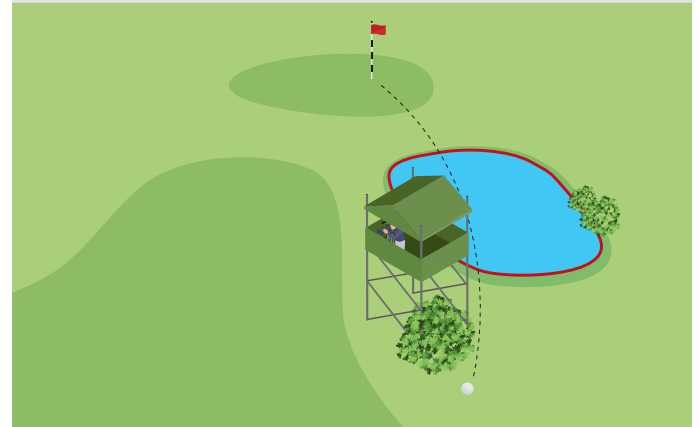
DIAGRAM 5: RELIEF IS ALLOWED (EXAMPLE 1)



Player intends to pitch out to the fairway and when doing so has physical interference. Playing in this direction is not a “clearly unreasonable” direction of play under the circumstances and the player is therefore allowed relief.

When taking relief, the player can choose to take relief from physical interference using the relief procedures in Rule 16 or take relief under the TIO Local Rule (see Diagram 8).

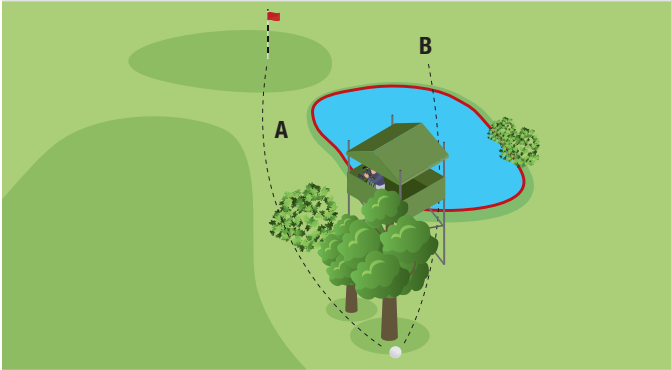
DIAGRAM 6: RELIEF IS ALLOWED (EXAMPLE 2)



Relief is allowed if the player could reasonably play a stroke that:

- a) has the TIO (including corridor) on the line of that stroke, and
- b) results in the ball finishing on a direct line to hole.

DIAGRAM 7: RELIEF NOT ALLOWED DESPITE HAVING INTERFERENCE



In this situation, though the player has line of sight interference, no relief is allowed because the player could not reasonably play through the trees and:

- A The TIO (including within one club length of the TIO) is not on the line for a stroke the player could reasonably make to the left.
- B The player cannot reasonably play to the right of the tree and have that stroke finish on a direct line to the hole.

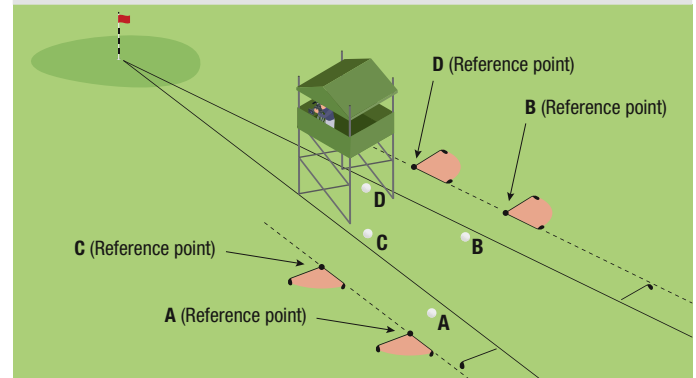
To get relief, the player needs to be able to show that there is a reasonable line of play where the TIO (including the corridor) is on that line and that stroke can finish on a direct line to the hole, and that cannot be done in this situation.

b. Relief from Interference for Ball in General Area

If the player's ball is in the *general area* and there is interference by a TIO (including a TIO located *out of bounds*), the player may take free relief by *dropping* the original ball or another ball in and playing it from this *relief area*:

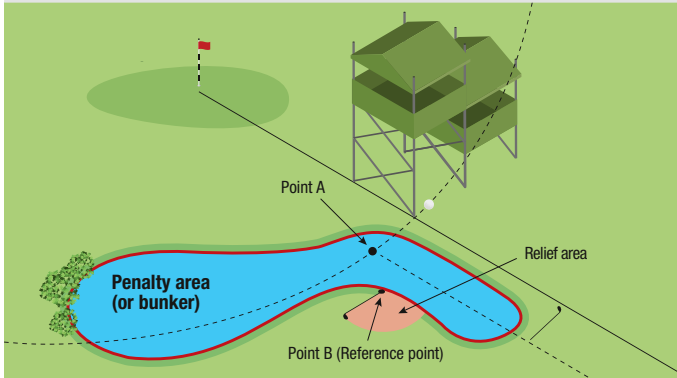
- **Reference Point:** The *nearest point of complete relief* where both physical and line of sight interference no longer exist.
- **Size of Relief Area Measured from Reference Point:** The entire area within one club-length from the reference point, **but** with these limits:
 - » Must be in the *general area*,
 - » Must not be nearer the *hole* than the reference point, and
 - » There must be complete relief from both physical and line of sight interference by the TIO.

DIAGRAM 8: RELIEF FROM A TIO



If the player has physical interference from the TIO, instead of using this relief procedure they may choose to take relief using the procedure for taking relief from an *abnormal course condition* in Rule 16.1, treating the TIO as if it were an *immovable obstruction*. The relief procedure under Rule 16.1 is also available when the ball lies in a *penalty area* or when the TIO is *out of bounds*. See Clause f of this Local Rule for how the player may proceed under other relief Rules.

DIAGRAM 9: NEAREST POINT OF COMPLETE RELIEF WITH BUNKER OR PENALTY AREA NEARBY



Point A is the point on the equidistant arc where interference no longer exists. But this is not the reference point as it is not in the general area. Point B is the nearest point of complete relief because it is the point nearest to the original ball where interference no longer exists in the general area.

c. Relief from Interference for Ball in Bunker or Penalty Area

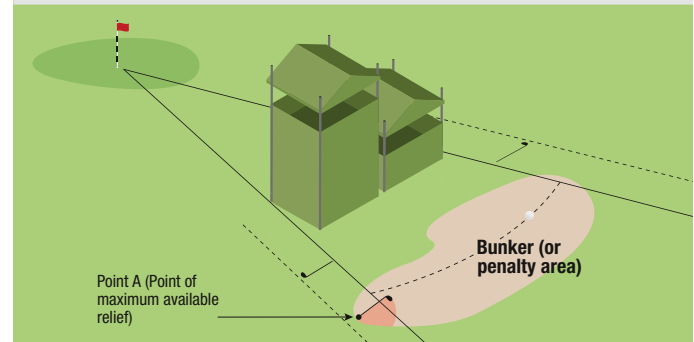
If the player's ball is in a *bunker* or a *penalty area* and there is interference by a TIO (including a TIO located *out of bounds*), the player may take either free relief or penalty relief:

(1) **Free Relief: Playing from Bunker or Penalty Area.** The player may

take free relief as provided in Clause b, **except** that the *nearest point of complete relief* where interference no longer exists, and the *relief area* must be in that *bunker or penalty area*.

If there is no such point in that *bunker or penalty area* where interference no longer exists, the player may still take this relief as provided above by using the *point of maximum available relief* in the *bunker* or the *penalty area* as the reference point.

DIAGRAM 10: MAXIMUM AVAILABLE RELIEF WHEN BALL IN BUNKER OR PENALTY AREA



Point A is the point of maximum available relief because it is the point closest to the point where complete relief is available.

- (2) **Penalty Relief: Playing from Outside Bunker or Penalty Area.** For **one penalty stroke**, the player may *drop* the original ball or another ball in and play it from this *relief area*:
 - **Reference Point:** The *nearest point of complete relief* not nearer the *hole* where both physical and line of sight interference no longer exist that is outside that *bunker or penalty area*.
 - **Size of Relief Area from Reference Point:** The entire area *one club-length* from the reference point, **but** with these limits:

- **Limits on Location of Relief Area:**

- » Any area of the course other than in that bunker or penalty area or on the putting green,
- » Must not be nearer the hole than the reference point, and
- » There must be complete relief from both physical and line of sight interference by the TIO.

If the player has physical interference from the TIO, instead of using this relief procedure they may choose to take relief using the procedure for taking relief from an *abnormal course condition* in Rule 16.1c, treating the TIO as if it were an *immovable obstruction*.

The relief procedure under Rule 16.1b is also available when the TIO is *out of bounds* or the ball lies in a *penalty area*. If a ball lies in a *penalty area*, the reference point and *relief area* must be in that *penalty area*.

See Clause f of this Local Rule for how the player may proceed under other relief Rules.

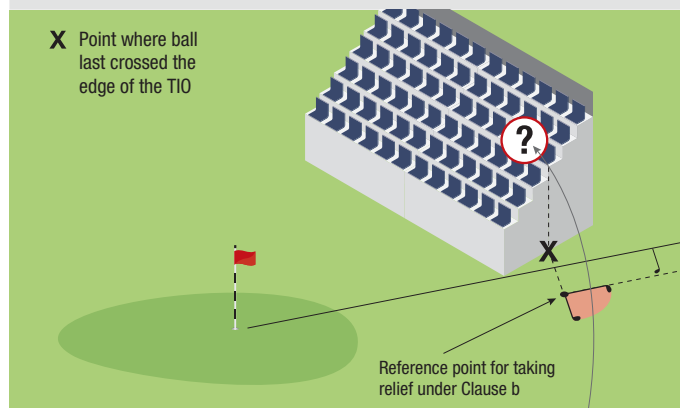
d. Relief When Ball in TIO Not Found

If the player's ball has not been found but is *known or virtually certain* to have come to rest in a TIO:

- The player may take relief under this Local Rule by using the estimated point where the ball last crossed the edge of the TIO on the *course* as the spot of the ball for purposes of finding the *nearest point of complete relief*.
- Once the player puts another ball *in play* to take relief in this way:
 - » The original ball is no longer *in play* and must not be played.
 - » This is true even if it is then found on the *course* before the end of the three-minute search time (see Rule 6.3b).

But if it is not *known or virtually certain* that the ball came to rest in the TIO, the player must play under penalty of *stroke and distance* (see Rule 18.2).

DIAGRAM 11: BALL IN TIO NOT FOUND



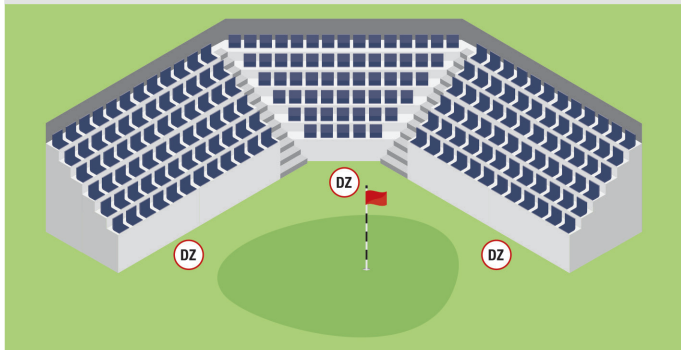
Because the player would have physical interference at Point X, the player may also use Point X as the spot of the ball for the purposes of finding the nearest point of complete relief when using the procedure in Rule 16.1 (see Clause f).

e. Committee Authority to Modify TIO Relief Procedures

When adopting this Local Rule, the *Committee* may modify the relief procedures in Clauses b and c in either or both of the following ways:

- (1) **Optional or Mandatory Use of Dropping Zones.** The *Committee* may permit or require a player to use a dropping zone as the *relief area* for taking relief under this Local Rule. When doing so, the *Committee* may add the dropping zone for relief from only physical interference or only line of sight interference or it may be used for relief from both types of interference.

DIAGRAM 12: OPTIONAL OR MANDATORY USE OF DROPPING ZONE



Dropping zones can be used to help speed up the relief process.

This diagram illustrates a situation where the Committee has installed dropping zones for a player who has physical interference from the TIO.

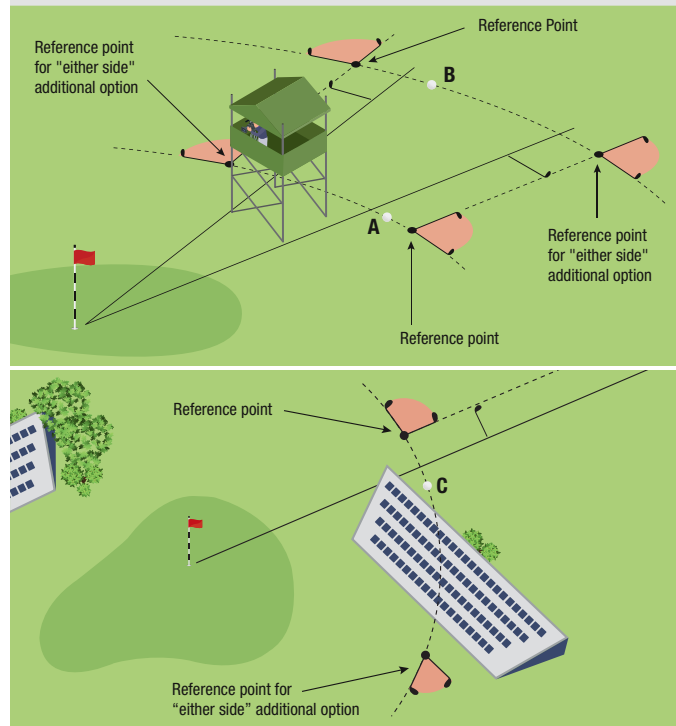
If the Committee has stated that use of dropping zones is mandatory, a player must take relief in the appropriate dropping zone.

If the Committee has provided that the use of dropping zones is optional, a player may take relief in the appropriate dropping zone or may take relief under the TIO Local Rule (see Diagrams 2 and 8).

Where there is more than one dropping zone for a TIO, the Committee needs to make it clear to players how to determine which dropping zone to use.

- (2) **“Either Side” Relief Option.** The *Committee* may permit the player the option to take relief on the other side of a TIO in addition to the relief options allowed under Clauses b and c of this Local Rule. **But** the option to take relief on either side does not apply when using the procedures in Rule 16.1.

DIAGRAM 13: “EITHER SIDE” RELIEF OPTION



If the player decides to take relief on the other side of the TIO, their reference point and relief area is where they no longer have any interference from the TIO.

Additional Guidance

f. Player May Proceed Under Other Relief Rules

- (1) **Taking Relief by Using the Procedures in Rule 16.1 or this Local Rule.** If a player has physical interference from the TIO as defined in Clause a, the player may either:
 - Choose to use the relief procedures in Rule 16.1 or
 - Use this Local Rule.

But the player may not take relief under one of these options and then take relief under the other.

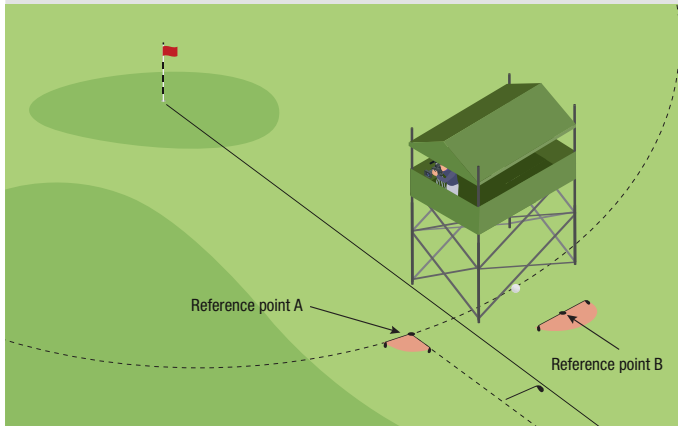
If the player chooses to use the procedure for taking relief from an *abnormal course condition* in Rule 16.1, they must treat the TIO as if it is an *immovable obstruction* and take relief based on where the ball lies:

- **In the general area** using the procedures in Rule 16.1b.
 - **In a bunker** using the procedures in Rule 16.1c.
 - **In a penalty area** using the procedures in Rule 16.1c as if the ball lies in a *bunker*.
 - **On the putting green** using the procedures in Rule 16.1d.
- (2) **Taking Relief under Rule 17, 18 or 19.** This Local Rule does not prevent the player from taking relief under Rule 17, 18 or 19 rather than taking TIO relief under this Local Rule.

Penalty for Playing Ball from a *Wrong Place* in Breach of Local Rule: *General Penalty Under Rule 14.7a.*”

Additional Guidance 1

Player May Choose How to Take Relief When Both Physical and Line of Sight Interference Exist



The player's ball came to rest under the tower where both physical interference and line of sight interference exist. The player may choose to take relief under the TIO Local Rule or may take relief from physical interference only.

Taking relief under the TIO Local Rule would require the player to use reference point A.

Taking relief from physical interference only would require the player to use reference point B, and they must then take relief using the procedures in Rule 16.1.

When taking relief from physical interference only, the equidistant arc is not relevant, which means the nearest point of complete relief can often be farther from the hole than where the ball came to rest.

Additional Guidance 2

Committee Is Responsible to Define When A Ball Is "In" a TIO

In Diagram 3 of the TIO brochure, ball 2 is shown to be "in" the TIO due to the nature of the tower it is under. However, MLR F-23 does not define "in", and when a ball comes to rest within a structure or structures that are not completely enclosed, the Committee should decide when a ball is considered to be "in" that TIO

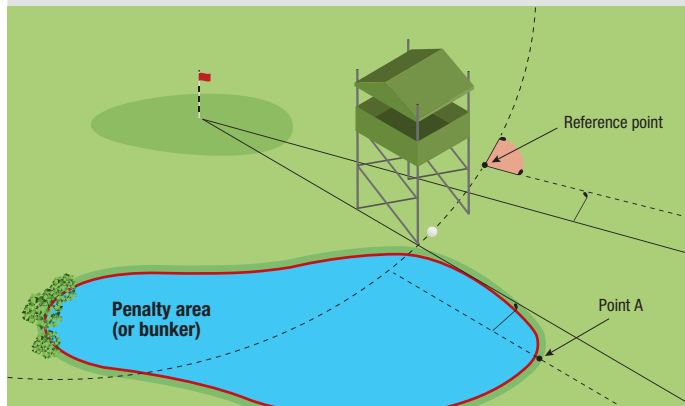
Other examples of when a Committee should clarify when a ball is "in" a TIO include:

- An area of multiple TIOs that are partially surrounded by temporary fencing. In such a case, the committee could treat any ball over or within the fence to be "in" the TIO.
- A hospitality tent that is open on multiple sides and the ball comes to rest under the roof of the tent.

In both of the above examples, it is recommended that a Committee treat both balls as "in" these TIOs, although there can be reasons why this is not done, such as when the Committee wants to provide a player the option to take relief from physical interference only, while still remaining within the larger structure.

Additional Guidance 3

Nearest Point of Complete Relief Can Be on Other Side of TIO

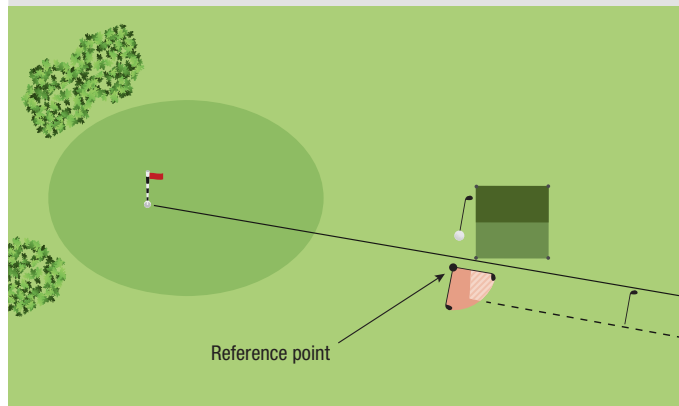


The player's ball is in the general area and there is interference from the TIO. As the nearest point of complete relief must be in the general area, the reference point for taking relief under the TIO Local Rule is on the right side of the TIO, even though the ball came to rest much closer to the left side of the structure.

If the committee is allowing relief on either side of this TIO, the side of the TIO with the penalty area would be considered the "other side" and Point A would be the reference point for this relief option.

Additional Guidance 4

Relief Options When Player Has Only Physical Interference From a TIO



The player's ball lies in a position where line of sight interference does not exist as the TIO is not within one club-length of the ball when measured on the equidistant arc. But the player does have physical interference as the TIO interferes with the area of their intended swing.

Even though the player has only physical interference from the TIO, the player has the choice of taking relief under the TIO Local Rule or taking relief from physical interference only, using the procedures in Rule 16.1.

If the player chooses to take relief using the procedures in Rule 16.1, the full relief area shown above is available.

But if the player chooses to take relief under the TIO Local Rule, the relief area is only the solid coloured portion shown in the diagram, because line of sight interference would exist if the ball came to rest in the striped area.

R&A USGA®



ROLEX

PROUD SUPPORTER OF
THE GAME OF GOLF